

## ENVIRONMENTAL PRODUCTS

### BUILDING A SUSTAINABLE FUTURE

OUR COMMITMENT TO THE ENVIRONMENT GOES BEYOND INNOVATION- IT'S ABOUT CREATING HOMES THAT ACTIVELY ENHANCE THE WORLD AROUND THEM. IN THIS SECTION, YOU'LL DISCOVER PRODUCTS DESIGNED TO IMPROVE ENERGY EFFICIENCY, REDUCE ENVIRONMENTAL IMPACT, AND SUPPORT ECOLOGICAL WELLBEING. FROM SMART RESOURCE MANAGEMENT TO ECO-FRIENDLY MATERIALS, EACH SOLUTION IS CHOSEN TO HELP BUILDERS AND HOMEOWNERS CREATE SPACES THAT ARE HEALTHIER, MORE SUSTAINABLE, AND FUTURE-READY.

### 200LTR WATER BUTT COMPLETE KIT IFY5.02

Supplied as a complete kit comprising:

- Water Butt body with child-proof lid.
- Water butt stand.
- Rain Diverter Kit.

Stand, lid, and diverter kit can be available separately for replacements.



### MINI RAINSAVER 100LTR WATERBUTT IFY5.08

Supplied as a complete kit comprising:

- 100 litre capacity.
- At just 380mm (15") wide the Mini Rainsaver® will fit into even the smallest space.
- Perfect for positioning on a patio or in a garden.
- Push-fit lid.
- Supplied with hose-connector tap.
- Fitting is pre-drilled.

### 220LTR GARDEN COMPOST CONVERTER IFY5.01

- Strong and rigid in construction.
- Needs no site assembly.
- 220ltr capacity.
- Extra wide hatch allows easy access to the finished compost.
- Can be lifted up and off the compost heap.
- Made from 100% recycled Plastic.
- 10 Year guarantee.
- Full instruction leaflet included.
- 740x740x900mm.
- 4.1kg empty.




ALSO  
AVAILABLE  
IN  
330LTR

## OUTDOOR LAUNDRY PRODUCTS

### 3 ARM ROTARY CLOTHES DRYER 35M

IFY6.16 35m

- 32mm single pole dryer.
- Three, heavy-duty rectangular arms.
- Umbrella clip mechanism.
- Turning circle 2.0m dia
- PVC coated /line powder coated steel.
- Plastic ground socket included.



### METAL GROUND SPIKE

IFY6.09

- For 32mm single pole dryer.



## WILDLIFE HABITATS

In the drive for Sustainable Homes products are available for enhancing the ecological value of a site. Each site should be evaluated by a suitably qualified ecologist who will recommend products be installed within a development to positively enhance the ecology of the site. The following are examples of such products that could be required.

### BIRD BOX 26MM

- Constructed from thick Canadian cedar from managed forests for excellent insulation and strength.
- Deeper interior dimensions offer greater appeal to nesting birds.
- Hinged door for inspection and cleaning.
- Hand assembled in the UK for higher quality finish.
- No painting, varnishing or preservatives required - ever. Ages naturally and attractively and adds style to any garden setting.

H:370mm, W:156mm, D:175mm - 19mm-25mm thickness Canadian cedar - Approx Weight 1.5kg

26mm entrance hole especially for blue tits. Occasionally coal and marsh tits and wrens.



### BEE BARN

This new small double chambered insect habitat (top varying size canes - bottom solid bored timber) is ideal for hanging in a sheltered garden or house wall or orchard. This is a general insect habitat. The holes may be used by solitary bees such as or Leafcutter Bees, which are non aggressive and excellent for pollinating in the garden, helping to increase fruit yields. Site using back hanger or central hanging chain if preferred in a sheltered spot, preferably to catch the morning sun.

- The durable roof and solid timber construction give excellent insulations for over wintering Ladybirds and Lacewings.

Full FSC timber construction.



### NATURAL TIMBER BAT BOX

This natural and attractive Bat Box will fit into any garden, woodland or house wall site.

It is made from high quality durable timber providing longevity and excellent insulation.

Bats need new habitats as many of their traditional roosts have been lost over recent years. The narrow entrance slot and strong timber help to discourage predators.

- New buildings often require the provision of bat boxes / roosts.

H:380mm, W:180mm, D:100mm  
Approx Weight 1.2kg

Full FSC timber construction.





### GALVANIZED CLOTHES POST

IFY6.08

- Standard clothes post.
- Optional ground peg/socket.
- Galvanised heavy-duty tube and socket.
- 2.4m high.



### RETRACTABLE WASHING LINE (12M)

IFY6.07

- Easy to use retractable outdoor washing line.
- Stows neatly away when not in use.
- Fully retractable.
- UV stable protective casing.
- 2.4m high.



## SCHWEGLER HABITATS

Any Schwegler Products can be supplied to meet site requirements. Here are a selection of most commonly requested products.

### BAT BOX 2F (UNIVERSAL)

Can be converted into a Bird Nest Box

**MATERIAL:** SCHWEGLER Wood-Concrete Nest Box. Hanger: steel, galvanized.

**FIXING:** Can be installed in a tree or on buildings, minimum height 3 to 4 metres. Ensure that a clear horizontal approach is provided for the Bats. To ensure optimum accommodation, the Bat Box should be cleaned once or twice a year, or the Bat droppings should be removed.



### SPARROW ROOST 1SP

Depending on the location, 3 versions of the Sparrow Roost available

**OCCUPANTS:** House and Tree Sparrows, and in some instances other Birds which use nest boxes such as Tits, Redstarts and Spotted Flycatchers.

**MATERIAL:** SCHWEGLER wood-concrete.

**SITING:** On all types of houses in built-up areas, and on industrial and agricultural buildings such as bams, sheds and factories.

**INSTALLATION HEIGHT:** 2 metres or more above ground level.



### HOUSE MARTIN NEST NO. 9B

**HANGING SITE:** Under eaves on the external wall of buildings.

Please ensure you hang it on side protected from the weather. House Martins do not breed within buildings.



## GARDEN BUILDINGS

## BUDGET APEX GARDEN SHED

IFY8.05 = 5x4'

IFY8.06 = 6x4'

IFY8.07 = 7x5'

IFY8.08 = 8x6'

Sheds are delivered direct by our supplier's transport, flat packed ready for site assembly and finishing.

All ironmongery included to hang door as viewed below, additional locking hardware can be ordered from the selection shown below.

In order to load more sheds onto one vehicle to keep transport costs

to a minimum, shed panels are not palletised, site will be expected to assist delivery driver in offloading the panels.

Please include site contact name and telephone number on purchase orders to ensure the transport company can contact site prior to delivery.

✓ 5x4', 6x4', 7x5', 8x6' available sizes

✓ High quality standard timber

✓ Green mineralised roofing felt

✓ With windows, Sheds without windows are available as a special order.

✓ With turn-button catch

✓ Supplied for site assembly.



## GOLD SECURITY PACK

150mm Flexible hinged hasp ZP  
63mm 6 lever close shackle padlock



## SILVER SECURITY PACK

50mm Padlock Cylinder Action  
150mm Medium Padbolt Galvanised



## BRONZE SECURITY PACK

100mm Rim Deadlock Grey  
150mm 6" Black Pull Handle



## WHEELIE BIN STORES

IFY8.11

Single



## WHEELIE BIN STORES

IFY8.12

Double



## WHEELIE BIN STORES

IFY8.13

Triple



## CYCLE STORAGE

### SHEFFIELD BIKE STAND

IFY8.02B = Bolt on IFY8.02C = Concrete in

This tubular cycle stand allows the bike's frame to be secured by the users own lock. This practical and durable design is recommended by national cycling associations.

Surface counter sunk to 250mm depth, this product has spiggots welded to the buried section in order to provide

additional security once concreted in place.

- 48.2mm x 3mm mild steel tube hot dip galvanised to BS EN ISO 1461:1999.
- 800mm (height above ground) x 600mm (width).

Available in 2 types: surface mounted and root fixed.



### SEMI-VERTICAL CYCLE STANDS

A great space saving cycle rack with high and low positions to maximise cycle storage.

Available as a standard version with 305mm centres, however as manufacturers we are able to offer this product as a variety of centres. Contact a member of our sales team for more information.

Racks shown are for standard sizes, if you require smaller or bigger racks we are always willing to manufacture these and other bespoke designs.

Cycles are loaded semi-vertically in to trough supports set at alternate high and low position. Comes standard as a surface mounted rack complete with additional trough support bars for extra strength.

A locking loop is provided as standard to enable the cyclist to secure the bike using their own lock for additional security.

- Available as various space stands, minimum 4 spaces.
- Mild steel hot dip galvanised to BS EN ISO 1461:1999.
- 1200mm depth x 1800mm height.
- Made to order and delivered direct to site by the manufacturer.



IFY8.33 – MADE TO ORDER TO SPECIFIC SIZE REQUIRED


**breeam** COMPLIANT SYSTEM

### CYCLE SECURITY POST

IFY8.03

Chain and padlock valuables to secure strong metal post.

- ✓ Fits in to corner of shed.
- ✓ Supplied with chain and padlock for securing cycle.



### RING ANCHOR

IFY6.18

Very compact folding bolt down or wall mounted anchor.

This anchor when not in use is only 35mm in height from ground level making it ideal to drive or ride over.




### OXFORD BRUTEFORCE MINI ANCHOR

IFY8.03

Chain and padlock valuables to secure strong metal post.

- ✓ Sold Secure approved - Bicycle Silver.
- ✓ Hardened steel wall / ground anchor.
- ✓ Blue powder coated finish.
- ✓ Complete with two security fixings, steel ball inserts and FREE allen key.



## BAT RIDGE ROOST



The Bat Ridge Roost provides a habitable roost space for small crevice-dwelling bat species found in the UK.

Designed in association with the Bat Conservation Trust as part of their Roost Partnership scheme the product is a self-contained, externally mounted unit which offers no means of access for the bats to enter the roof space or the property.

The Bat Ridge Roost is optimised to work in conjunction with the Manthorpe SmartVerge Polypropylene handed and ambidextrous dry verge systems (alternatively, could also be used with third party dry verge, traditional verge tiles or mortared in verge details).

The dual purpose product, also acts as a ridge end cap, providing a durable and protected covered finish for most styles of round ridge tiles and is located at the end of the ridge tiles on a gable end.

The Bat Ridge Roost is made up of two units

1. Mounting plate
2. Cover plate assembly (pre-assembled)

The cover plate assembly is a pre-assembled part which houses the bat habitat and insulation with three pre-fitted screws.



Terracotta



Black



Antique Red



Brown



Grey

- ✓ Fast and easy to install, dry-fix system
- ✓ Provides a protected roost for small bats to inhabit
- ✓ Roost is fully enclosed with no access to the property
- ✓ Part of the Bat Conservation Trust Roost Partnership scheme
- ✓ Creates a thermally stable environment for the bats to roost
- ✓ Designed for both round concrete and clay ridge tiles
- ✓ Provides a mechanically fixed, mortar-free solutions
- ✓ Protects the ridge end from exposure to the elements
- ✓ Suitable for new build and refurbishment details
- ✓ Can be installed on roof pitches between 15° and 55°
- ✓ Drains water away from the wall to prevent staining
- ✓ Manufactured from UV stabilised polypropylene



# SWIFT BRICKS

## SWIFT BRICK


As modern building practices have greatly improved the quality of new homes in the UK, some have actually suffered from the advances in building regulation.

Bird species such as swifts have occupied the cracks and crevices in our buildings for thousands of years, but the improved standard and style of modern construction has put their survival in our towns and cities at risk.

These popular birds come to the UK for three months during the summer to raise their young and can be seen on warm evenings giving spectacular displays. They eat large quantities of insect pests and spiders. They prefer nesting in small groups but the population has been dwindling for many years as suitable nest sites have become scarcer.

The Manthorpe Swift Brick has been developed in conjunction with major house builders and conservation experts to provide a safe, spacious and habitable area to allow swifts to nest within the well built construction of modern houses.

Available in the following colour variations:



White



Red



Terracotta



Buff



Grey

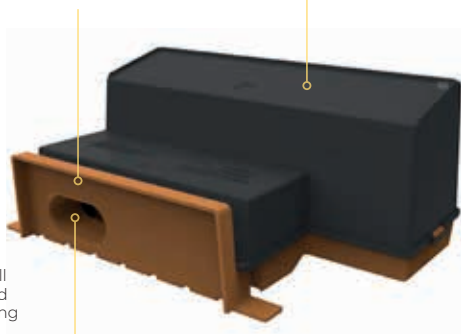


Black

Takes the place of a single brick. The coloured face blends in to the surrounding bricks.

Built in cavity tray detail protects against water ingress.

Easy to install  
Can be fitted quickly during bricklaying.



29 x 65mm Opening Leading into a recessed entry tunnel.

Integral nest concave provides ideal starting point for nest building.

413cm<sup>2</sup> of floor area. Gives the maximum habitable living space within the wall construction

## DUAL SWIFT BRICK


The compact design of the Dual Swift Brick allows it to work with narrower cavity wall details down to 50mm, making it ideal for modern timber frame constructions. Additionally, the twin brick profile can be easily retrofitted into existing walls with a minimum 50mm cavity.

- Takes the place of two bricks, with the coloured faces blending into the surrounding masonry
- Variant front slip option available for use with rendered walls, including entrance hole former
- Ambidextrous design can be installed with either left or right hand entrance
- Neat and simple to install, can be fitted quickly during the bricklaying or retrospectively afterwards
- The integral nest cup provides an ideal starting point for nest building
- 500cm<sup>2</sup> of floor area gives the maximum habitable living space within the wall construction

Takes the place of a single brick. The coloured face blends in to the surrounding bricks.

Built in cavity tray detail protects against water ingress.

Easy to install  
Can be fitted quickly during bricklaying.



29 x 65mm Opening Leading into a recessed entry tunnel.

Integral nest concave Provides ideal starting point for nest building.



## LOFT ACCESS HATCHES


Range of FD60 fire rated steel loft doors



EVERYTHING ON  
THIS PAGE IS  
MADE IN THE UK

DROP DOWN, FD60 FIRE  
RATED, STEEL LOFT ACCESS  
HATCH (BUDGET LOCK)

IFZ2.60 (SD)



- One hour fire rated
- Drop down hatch with continuous hinges
- Exceeds Part 'L' and NHBC requirement
- Air tested in UKAS accredited test facility
- Lightweight lid
- Powder-coated satin white RAL 9010
- U-value of 0.32 W/m²K.
- Structural opening 755mm x 555mm
- Clear opening 630mm x 520mm

DROP DOWN, FD60 FIRE  
RATED, STEEL LOFT ACCESS  
HATCH (EURO LOCK)

IFZ2.65 (SDL)




KEY  
LOCKABLE

- One hour fire rated
- Drop down hatch with continuous hinges
- Exceeds Part 'L' and NHBC requirement
- Air tested in UKAS accredited test facility
- Lightweight lid
- Powder-coated satin white RAL 9010
- U-value of 0.32 W/m²K.
- Structural opening 755mm x 555mm
- Clear opening 630mm x 520mm

PUSH UP, FD60 FIRE RATED,  
STEEL LOFT ACCESS HATCH

IFZ2.80 (SP1)



- One hour fire rated
- Simple push-up hatch
- Exceeds Part 'L' and NHBC requirement
- Air tested in UKAS accredited test facility
- GWP and ODP rated zero
- Powder-coated satin white RAL 9010
- U-value of 0.32 W/m²K.
- Structural opening 555mm x 555mm
- Clear opening 520mm x 520mm

### FD60 FIRE RATED STEEL ACCESS PANELS

- Tested to BS476:pt 22
- Powder coated zintec steel
- White RAL9010 with 20% gloss
- Include budget lock

IFZ7.30 300x300mm  
IFZ7.35 350x350mm  
IFZ7.45 450x450mm  
IFZ7.55 550x550mm  
IFZ7.60 600x600mm



### PLASTIC HANDI ACCESS PANELS

- Made from UV stable ABS
- Lightly textured surface
- Snap friction catch

IFZ6.10 100x150mm  
IFZ6.15 150x230mm  
IFZ6.20 200x200mm  
IFZ6.30 300x300mm  
IFZ6.35 350x350mm  
IFZ6.56 560x560mm



Sizes above are structural opening sizes. For overall frame size, add 50mm to each measurement. For clear opening size excluding door thickness, when in open position take 36mm off one size and 63mm off the other - this excludes the diagonal corners.

### WATERPROOF PLASTIC CIRCULAR ACCESS PANEL

- Waterproof 'O' ring design
- White polypropylene semi-gloss finish
- 6 concealed fixings\*
- Twist action open/close
- Fine thread for a high compression
- Easy to install

\*200mm has visible fixings


IFZ8.10 300x300mm  
IFZ8.12 350x350mm  
IFZ8.15 450x450mm  
IFZ8.20 550x550mm



## NON FIRE RATED LOFT ACCESS HATCHES

### AT35 AIRTIGHT PART 'L' HINGE DOWN

IFZ1.45 (SD)



- Steel frame
- Drop down hatch with inset hinges
- Exceeds Part 'L' and NHBC requirement
- Air tested in UKAS accredited test facility to 50Pa
- Spring-loaded catch for a high compression seal
- Powder-coated satin white RAL 9010
- U-value of 0.35 W/m²K.

### PD35/PD25/PDI5 CONTEMPORARY PART 'L' HINGE DOWN

IFZ1.35 (SDL)



- Flush fitting to ceiling
- High impact white styrenic plastic
- Drop down hatch with continuous hinges
- Concealed seals
- Exceeds Part 'L' and NHBC requirement
- Air tested in UKAS accredited test facility
- GWP and ODP rated zero
- UV stable smooth satin finish
- U-value of 0.35 W/m²K.

### DROP DOWN LOFT DOORS

IFZ1.20



- The door and frame are fully draught sealed
- Seals are supported by multiple perimeter catches
- Sliding door mechanism is operated from a single point
- Innovative hinge detail is hidden when the door is locked
- The design allows for the door to be fully removed in seconds
- All hinge, catch and fixing geometry outside of the door seals
- Hinge pivot positioned to provide largest accessible opening
- Frame screws up into ceiling timbers for simpler installation
- Insulated area on the back of the door is fully maximised U-value 0.35 W/m²K.

## ALUMINIUM LOFT LADDERS

- Available in 2 and 3 sections
- Easy to install
- Safe and comfortable flat rungs
- High quality aluminium construction
- Complete with handrail, trap door hinges, auto-latch pole and hook
- Weight limit: 100kg
- Kitemarked to BS7553 Class G (General Use)
- Does not include loft access door (sold separately, see pages 2, 3 & 4) Drop down only.



Max Floor To Floor Height	Mini Loft Clearance	Min Loft Opening
3.0m	1050mm	432x508mm

#### TECHNICAL INFORMATION - MATERIALS:

STILES AND TREADS - Extruded Aluminium Alloy

HANDRAILS - Aluminium Alloy Tube

OPERATING POLE - Aluminium Alloy Tube with plastic lug to operate door catch

OTHER FITTINGS - Steel, zinc alloy and plastic

#### DUTY RATING:

User and items must not exceed the maximum safe working load of 100kg (15.7 stones)

IFZ3.02 2 SECTIONS

IFZ3.03 3 SECTIONS

## VENTILATION PRODUCTS

A range of ventilation products to suit the builder's needs



### HOODED LOUVRE VENTILATION IFS12.12

Made from high-quality 1.5mm material and suitable for exterior doors and walls. Special sizes are available. Available finishes include chrome plating, polished brass, satin brass, IBMA (Imitation Bronze Metal Antique), satin stainless steel, polished stainless steel, satin chrome plate, satin anodised aluminium, polished nickel and satin nickel.




### PLASTIC LOUVRED VENTILATOR

IFS12.26

- Plastic Louvre grille with flyscreen
- Low-profile fixed open louvres
- For internal and external use
- UV stable plastic


Do not use to provide ventilation to boilers, stoves and fires



### SOFFIT STRIPS

IFZ1.07

Continuous Soffit Ventilators are designed for use with a traditional fascia board to provide roof ventilation. Ventilation solutions available various soffit details.




### DUAL WEEP VENT

IFZ14.14

These are designed to meet NHBC guidance note. Weep holes are recommended every 450mm maximum with at least 2 per opening above windows and doors. The dual purpose of these vents is:

- A) Concealed weep
- B) Exposed weep


Available in Terracotta, Brown, Black, Buff Grey, Clear White.



### AIR BRICKS

IFZ1.10

These interlockable air bricks have been designed for a wide range of ventilation applications. The louvres act as excellent barriers against driving rain and a two-step integral water barrier has also been incorporated for added peace of mind.



### EAVES PANEL VENTS

IFZ1.07

The Continuous Roll Panel Vents are designed to maintain a flow of air to the roof space from outside, thereby allowing the escape of built-up moisture.

A wider range of products is available - please ask our Sales Office for further details.

## SEALANTS, ADHESIVES AND FILLERS

Firth Doors & Hardware Ltd have teamed up with Everbuild Building Products Ltd, the UK's leading name in sealants, adhesives and building chemicals, to offer a comprehensive range of products selected especially for the housebuilder.

### GENERAL PURPOSE SILICONE

General Purpose Silicone is a high modulus silicone sealant that adheres to most smooth and non-porous materials. Contains an anti-fungal compound to prevent mould growth in areas of high humidity. Forms a permanently flexible rubber seal. Available in black, brown, grey, clear and white. Silicones in other colours can be ordered as specials.

IFS19.01

C3 cartridge / 25 per box




### INSTANT NAILS

Instant Nails is a high-strength solvent free grip filling multi use adhesive that provides a quick grab and replaces mechanical fixings in many home improvement applications. Dries white and may be overpainted if required.

IFS19.02

C3 cartridge / 25 per box





## SEALANTS, ADHESIVES AND FILLERS

## WOOD ADHESIVE

D4 Wood adhesive is a solvent-free industrial grade D4 wood adhesive based upon the latest hybrid resin technology. Can be used internally or externally. Gives a high strength, totally waterproof, impact and temperature resistant bond that is usually stronger than the wood itself. Ideal for wood working, joinery and commercial assembly work.

IFS19.03      1000ml bottle / 12 per box



## DECORATOR'S CAULK

125 One hour Caulk is a fast-drying flexible decorator's filler and sealant that remains permanently flexible. Can be overpainted with most paint types or covered over with wallpaper - no sanding down required.

IFS19.04      C3 Cartridge / 12 per box



## EXPANDING FOAM

Gun Grade Expanding Foam is a quick setting polyurethane based foam which expands greatly on application and yields up to 50 times original can contents

IFS19.13      500ml cartridge / 12 per box  
(also available in 750ml)

IFS19.14      Gun Grade



## STIXALL SEALANT

The ultimate combined building adhesive and sealant. This product sticks virtually anything to everything in virtually any weather conditions giving a powerful bond with excellent watertightness. Solvent-free and can be painted over if required.

IFS19.20      C3 cartridge / 25 per box



## PINKGRIP

Pinkgrip will stick just about anything on a building site. Its amazing grabbing strength not only removes the need for pinning but eliminates the need for double stick methods. Prevents slipping and slumping.

IFS19.21      350ml tube/12 per box



## FIRE MATE SEALANT

Fire Mate is an intumescent acrylic sealant that swells when exposed to temperatures in excess of 125°C to prevent the passage of fire and smoke and has a fire rating of up to 5 hours in certain joint configurations.

IFS19.08      C3 cartridge / 25 per box



## MULTI-USE WONDER WIPES

The first choice of the nation's builders and tradesmen. Specially formulated to clean hands, tools and surfaces from wet and semi-cured paint, sealant, adhesive, bitumen, expanding foam, oil, grease and even silicone. Now contains a powerful anti-bacterial additive

IFS19.01      C3 cartridge / 25 per box



## METAL FOAM GUNS (MEDIUM AND HEAVY DUTY)

P45 (Medium Duty) and P65 (Heavy Duty) foam guns give the user more control to apply the foam precisely in hard to reach places, therefore saving unnecessary wastage. For professional use.

FS19.17

Sold individually:

M = Medium Duty, P = Professional Heavy Duty

