


Door Chain – IFS6.17 Space Saving



- ✓ No face fixing to frame so won't interfere with tight plaster line.
- ✓ Chain can hang on lug on wall out of the way when not in use.



- ✓ Frame part fixed in PVC frame, shaped to fit Eurocell Profile
- ✓ Self tapping screws provided.





- ✓ Narrow opening gap for added security and safety.
- ✓ Easier to fit than other styles

Door Chain – IFS6.17 Space Saving

Fitting Instructions:

1. Determine required position approx. 1400-1600mm from floor level.
2. Using the 2no Self Tapping screws provided fit the chain bracket to the frame, pressing the brush pile down so the bracket sits flush.
3. Using 3no woodscrews provided fit the U bracket central to the chain bracket between 5-10mm from edge of the door making sure it is horizontal and there is space to slide chain over the end lip.
4. Fit the nylon lug to the adjacent wall so when not in use the chain does not hinder the opening/closing of the door.



NB – Product only suitable for Eurocell PVC frame profiles

Door Chain – IFS6.17 Space Saving

Operating Instructions:

1. With the door closed slip end of chain over lip of U bracket and slide along until it hits the stop.
2. Open door to identify caller.
3. Fully close door to slide chain off the U bracket.
4. When not in use hang the chain on the nylon lug fixed to the adjacent wall so the chain does not hinder the opening/closing of the door.

