




[www.ianfirth.co.uk](http://www.ianfirth.co.uk)



## Internal Doors & Door Kits



**We at Ian Firth Hardware Ltd have been supplying house builders with ironmongery products for over 35 years during which time we have grown and evolved to suit changes in demands, legislation and technologies. However, even with state of the art processes and facilities we still offer a personal service:**

- ✓ Field Sales Representatives always on hand to meet customers at offices or on sites.
- ✓ Internal Sales Teams willing and able to deal with any queries.
- ✓ Qualified schedulers prepare quotations from customer's drawings ensuring the best specification for the project.
- ✓ Technical back up to ensure products meet certification and legislative requirements.
- ✓ Information frequently fed to customers regarding changes to regulations or standards that could affect our products.
- ✓ Bespoke design and sourcing of products to meet the needs of a particular project or design concept.
- ✓ After Sales Care.
- ✓ Customers are more than welcome to visit our premises in Dewsbury.

In addition we have a wide range of quality products across several ranges so we can offer customers the full package:

- ✓ External doorsets.
- ✓ Internal doors/door kits.
- ✓ Internal ironmongery.
- ✓ Eco Products such as rotary dryers, water butts and bird boxes.
- ✓ Loft doors, loft ladders and access panels.
- ✓ Sealants, fillers and adhesives.
- ✓ Ventilation products.
- ✓ Builder's metalwork.

Based in Dewsbury, West Yorkshire, we offer nationwide delivery service using mainly our own fleet of vehicles supplemented with third party carriers.




## The UK's No1 for door furniture





## Internal Door Brochure

Presenting our widest range yet of internal doors, from Traditional through 20th Century to ultra modern, we will have a style to suit your project design requirements.



IFX.04  
Messina Oak




IFX.06  
Portici Oak



IFX.03  
Ravenna Oak



IFX.24  
Messina Walnut



IFX.26  
Portici Walnut



IFX.23  
Ravenna  
Walnut


### Designer Interior Doors

Looking for something a little bit different?

We can offer this range of designer oak and walnut veneer doors.



IFP.01  
Scandinavian  
2 stile



IFP.02  
Mocha  
Horizontal



IFP.03  
Charcoal  
Grey 4 line



IFP.04  
Light Grey  
2 stile



IFP.05  
Black & Light  
Grey 2 stile




IFP.06  
4 Line Light  
Grey

### Portfolio Interior Doors

Bringing together cutting edge technology and an unrivalled collection of stylish finishes.



IFU.70  
Suffolk



IFU.83  
Shaker Panel



IFU.68  
Milano Solid



IFU.66  
Worcester



IFU.73P  
6 Panel



IFU.62  
1930's Shaker  
Oak

### Timber Interior Doors

A premium specification solid construction range of Oak veneered engineered doors.




IFU.89  
2 Stile Veneer  
Match Oak



IFU.94  
2 Stile Veneer  
Match Walnut



IFU.79  
White Oak  
Veneer



IFV.10  
Paint grade  
plus



IFV.10P  
Popular Paint  
Grade



IFV.52  
Oak foil

### Flush Doors

When a plain white door is required, or a minimalist timber effect is needed, we have a design to suit.



IFV.34  
Manitoba  
Chrome Bars



IFV.37  
Manhattan 6  
Light White  
Lead



IFV.11  
Cottage Etch



IFV.35  
Ontario  
Chrome Bars



IFV.38  
Manhattan 10  
light White  
Lead



IFV.12  
Aston



IFV.67  
Thirsk  
Grained



IFV.76  
Settle  
Smooth



IFV.77  
Austwick  
Smooth



IFV.41  
Silsden  
Smooth



IFV.53  
Riverside  
Smooth



IFV.14  
Shaker 4p



IFV.08  
Ripon  
Grained



IFV.07  
Elland  
Smooth



IFV.17  
York Grained



IFV.30  
Leyburn  
Smooth



IFV.02  
Shipley  
Grained



IFV.56  
Malham  
Smooth

### Moulded Doors

High specification glazed doors compliment the full range of standard moulded doors.

# Doorsets and Doorkits are the way forward

The last decade has seen a shift for housebuilders from the traditional method of purchasing and building internal doors to buying them as doorsets or doorkits. Traditionally a builder would be using three or more suppliers to provide the items required and a skilled joiner would cut the linings to size, mortice for hardware, trim the doorleaf if required, and hang the door. The advent of doorsets and kits meant there could be just one supplier and all the components would be ready machined and fitted for putting together on site with simple tools, no cutting or trimming required.

Later this year we should see the full suite of pedestrian doorset European standards available and products can be CE marked. EN14351-1 has been around for a few years now and we have already seen external non-fire doorsets CE marked on the UK market. But we shall soon see internal non-fire doorsets CE marked to EN14351-2 and fire doorsets CE marked to EN16034.

CE marking of doorsets will be mandatory, so if a door is supplied as a doorset or in kit form then it should be CE marked. There are those who will try to find the loop-holes and omit an essential component, or not machine for something which would mean it is classed as a door assembly and cannot be CE marked. However we at Ian Firth Hardware Ltd strongly recommend CE marked doorsets/kits are specified by our customers as it gives them many advantages over the traditional route. Many builders are already realising the benefits of doorsets/kits without even considering the CE marking aspect, as they basically saves time and ultimately cost.

The obvious benefit is that fitting doorsets/kits is more accurate and much quicker than the traditional assembly method. Labour time per doorset is reduced so saves costs for the builder. However some builders have switched door installation from skilled joiners to semi-skilled labourers. The danger here is that they wrongly assume that as a door comes as a doorset or in kit form they have abdicated some or all the responsibility to ensure it is fitted correctly. We know what the accurate installation of a doorframe or lining is essential to the correct operation of the doorset especially fire resting doorsets which has the potential to save lives. Therefore we must strive to encourage builders to continue to employ skilled joiners to hang doorsets to ensure the product performs as intended.



Can be supplied as doors only or in kit form with MDF linings, both services will supply to site in plot lots for ease of handling on site. As we also offer an extensive range of ironmongery, you can take the hassle and cost out of your purchasing by buying the full package. Full scheduling service available by experienced staff qualified to the GAI Diploma.

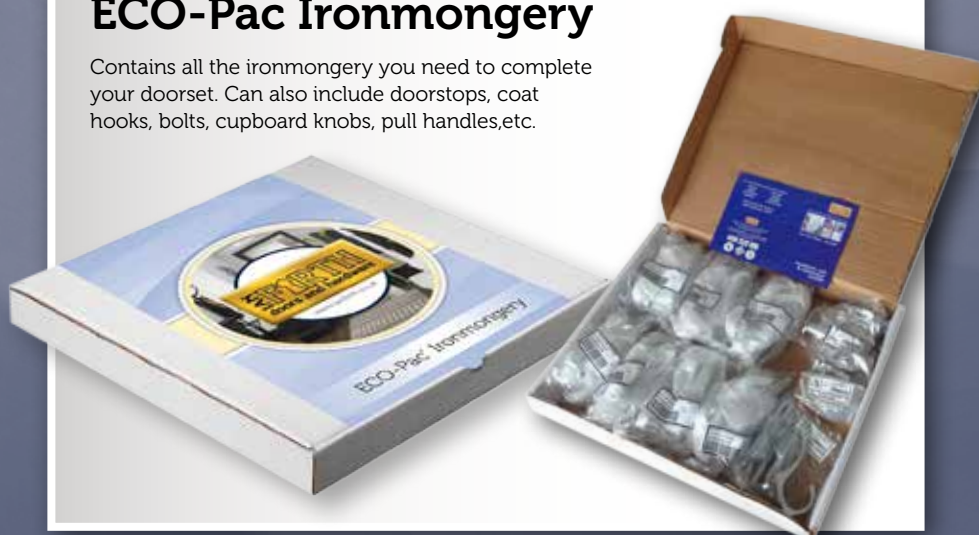
**25mm thick MDF linings available standard and FD30 to suit a range of wall thicknesses.**

**Incorporates Patented Quicksemble adjustable snap-in hinge system and CE marked locks and latches.**

1. Select the door leaf design from our extensive range.
2. Select the lever handle design from our Ironmongery Brochure, selecting finish of hinges.
3. Present the above information with your housetype drawings to our schedulers.
4. You will receive a priced schedule.
5. Call off the linings and your site will receive plot packs of linings pre machined and with hinges and strike plates fitted. Heads are trenched for ease of fitting on site.
6. Fit the linings.
7. Call off the door leaves along with ironmongery and your site will receive palletised plot lots of pre machined doors, fitted with locks or latches, along with hardware packs in our new 'ECO-pac'.
8. Snap the door leaves onto the hinges and fit the handles. Adjust the hinges for a perfect fit and job done!!


## ECO-Pac Ironmongery

Contains all the ironmongery you need to complete your doorset. Can also include doorstops, coat hooks, bolts, cupboard knobs, pull handles, etc.



- Doors pre-machined for latches/locks and hinges
- CE marked latches/locks pre-fitted
- Strike plates have adjustable lugs
- 2D adjustable patented hinges pre-fitted to 34mm doors2
- 3D adjustable patented fire-rated hinges pre-fitted to 44mm fire doors
- 3D hinge can be supplied as a spring hinge for self-closing
- Hinge system snap-fits for quick assembly
- MDF primed white linings pre-fitted with keeps and hinges
- Delivered in Plot lots
- Lever handles delivered with door leaves.

## Doorkit *quicksemble* System





# Designer Interior Doors

Looking for something a little bit different? We can offer this range of designer oak and walnut veneer doors.



IFX.04 Messina Oak



IFX.06 Portici Oak



IFX.03 Ravenna Oak



## 35mm Thick Doorleaf Sizes

838 x 1981 x 35mm	(2' 9" x 6' 6")
762 x 1981 x 35mm	(2' 6" x 6' 6")
686 x 1981 x 35mm	(2' 3" x 6' 6")

## 30min Fire Door Sizes, 44mm thick

838 x 1981 x 44mm	(2' 9" x 6' 6")
762 x 1981 x 44mm	(2' 6" x 6' 6")

Alternative sizes are available upon request.

Alternative Core types are available and include:



Engineered Core\*



30min Fire Door  
(selected sizes only)

\*for details of door construction see page 21

Glazed doors available in limited sizes only.

Supplied pre-finished.



IFX.24 Messina  
Walnut



IFX.26 Portici  
Walnut



IFX.23 Ravenna  
Walnut



Any door from this range will act as a centrepiece, creating a sense of uniqueness to any living space.



**Messina Oak**

**IFX.04**

# Portfolio Interior Doors

Bringing together cutting edge technology and an unrivalled collection of stylish finishes.



IFP.01 Scandinavian  
2 stile



IFP.02 Mocha  
Horizontal




IFP.03 Charcoal Grey  
4 line



IFP.04 Light Grey  
2 stile



IFP.05 Black & Light  
Grey 2 stile



IFP.06 4 Line  
Light Grey



## 35mm Thick Doorleaf Sizes

838 x 1981 x 35mm	(2' 9" x 6' 6")
762 x 1981 x 35mm	(2' 6" x 6' 6")
686 x 1981 x 35mm	(2' 3" x 6' 6")
610 x 1981 x 35mm	(2' 0" x 6' 6")
533 x 1981 x 35mm	(1' 9" x 6' 6")
457 x 1981 x 35mm	(1' 6" x 6' 6")

## 30min Fire Door Sizes, 44mm thick

838 x 1981 x 44mm	(2' 9" x 6' 6")
762 x 1981 x 44mm	(2' 6" x 6' 6")
686 x 1981 x 44mm	(2' 3" x 6' 6")
610 x 1981 x 44mm	(2' 0" x 6' 6")

Alternative sizes are available upon request.

Alternative Core types are available and include:



Solid Core\*



30min Fire Door

\*for details of door construction see page 21



These unique doors are created by engineering real wood veneers to give the feel of real wood but with consistent grain and colour.



Mocha Horizontal

IFP.02

# Timber Interior Doors

A premium specification solid construction range of Oak veneered engineered doors.



IFU.70 Suffolk



IFU.83 Shaker Panel



IFU.68 Milano Solid

## 35mm Thick Doorleaf Sizes

838 x 1981 x 35mm	(2' 9" x 6' 6")
762 x 1981 x 35mm	(2' 6" x 6' 6")
686 x 1981 x 35mm	(2' 3" x 6' 6")
610 x 1981 x 35mm	(2' 0" x 6' 6")
533 x 1981 x 35mm	(1' 9" x 6' 6")
457 x 1981 x 35mm	(1' 6" x 6' 6")

## 30min Fire Door Sizes, 44mm thick

838 x 1981 x 44mm	(2' 9" x 6' 6")
762 x 1981 x 44mm	(2' 6" x 6' 6")
686 x 1981 x 44mm	(2' 3" x 6' 6")
610 x 1981 x 44mm	(2' 0" x 6' 6")

Alternative sizes are available upon request.

Alternative Core types are available and include:



Engineered Core\*



30min Fire Door

\*for details of door construction see page 21

Supplied unfinished for site decoration as standard, However some designs are available as fully finished.

Oak pairmakers available.



IFU.66 Worcester



IFU.73P 6 Panel



IFU.62 1930's  
Shaker Oak

Perfect for both new housing and refurbishment projects, these distinctive doors will be sure to stand out and create a buzz.



Suffolk

IFU.70





# Flush Doors

When a plain white door is required, or a minimilistic timber effect is needed, we have a design to suit.



IFU.89 2 Stile  
Veneer Match Oak



IFU.94 2 Stile  
Veneer Match Walnut



IFU.79  
White Oak Veneer

## 35mm Thick Doorleaf Sizes

838 x 1981 x 35mm	(2' 9" x 6' 6")
762 x 1981 x 35mm	(2' 6" x 6' 6")
686 x 1981 x 35mm	(2' 3" x 6' 6")
610 x 1981 x 35mm	(2' 0" x 6' 6")

## 30min Fire Door Sizes, 44mm thick

838 x 1981 x 44mm	(2' 9" x 6' 6")
762 x 1981 x 44mm	(2' 6" x 6' 6")
686 x 1981 x 44mm	(2' 3" x 6' 6")
610 x 1981 x 44mm	(2' 0" x 6' 6")

Alternative sizes are available upon request.

Alternative Core types are available  
See the key at the foot of the page:


Supplied finished.

Most doors are covered by our Chain of Custody FSC® / PEFC scheme.


Ask for more details.

-  Standard Core
-  Solid Core\*
-  30min Fire Door
-  60min Fire Door  
(selected sizes only)

\*for details of door construction see page 21



IFV.10 Paint  
grade plus



IFV.10P Popular  
Paint Grade



IFV.52 Oak foil

Finest quality real wood veneers create an exclusive look for when a touch of luxury is required.



**2 Stile Veneer  
Match Oak**

**IFU.89**

# Glazed Moulded Doors



High specification glazed doors compliment the full range of standard moulded doors.

## 35mm Thick Doorleaf Sizes

838 x 1981 x 35mm	(2' 9" x 6' 6")
762 x 1981 x 35mm	(2' 6" x 6' 6")
686 x 1981 x 35mm	(2' 3" x 6' 6")
610 x 1981 x 35mm	(2' 0" x 6' 6")



Standard Core

Can be supplied Smooth or Grained.

Pair makers available allowing creation of a pair of doors.



IFV.34 Manitoba  
Chrome Bars



IFV.37 Manhattan 6  
Light White Lead



IFV.11 Cottage Etch



IFV.35 Ontario  
Chrome Bars



IFV.38 Manhattan 10  
Light White Lead



IFV.12 Aston



All doors are  
supplied with clear  
toughened  
safety glass to  
EN12600.



Manitoba 6 light  
clear glazed

IFV.37



# Premium Moulded Doors

For today's modern designs and minimalistic interiors we offer this range of Premium Moulded Doors.

## 35mm Thick Doorleaf Sizes






864 x 1981 x 35mm	(2' 10" x 6' 6")
838 x 1981 x 35mm	(2' 9" x 6' 6")
762 x 1981 x 35mm	(2' 6" x 6' 6")
686 x 1981 x 35mm	(2' 3" x 6' 6")
610 x 1981 x 35mm	(2' 0" x 6' 6")
533 x 1981 x 35mm	(1' 9" x 6' 6")
457 x 1981 x 35mm	(1' 6" x 6' 6")

## 30min Fire Door Sizes, 44mm thick

864 x 1981 x 44mm	(2' 10" x 6' 6")
838 x 1981 x 44mm	(2' 9" x 6' 6")
762 x 1981 x 44mm	(2' 6" x 6' 6")
711 x 1981 x 44mm	(2' 4" x 6' 6")
686 x 1981 x 44mm	(2' 3" x 6' 6")
610 x 1981 x 44mm	(2' 0" x 6' 6")

Alternative sizes are available upon request.


Alternative Core types are available and include:

-  Standard Core
-  Semi Solid Core
-  Solid Core (selected sizes only)
-  30min Fire Door
-  60min Fire Door (selected sizes only)

\*for details of door construction see page 21

Most doors are covered by our Chain of Custody FSC® / PEFC scheme.

Ask for more details.




IFV.67 Thirsk  
Grained



IFV.76 Settle  
Smooth



IFV.77 Austwick  
Smooth



IFV.41 Silsden  
Smooth



IFV.53 Riverside  
Smooth



IFV.14 Shaker 4p



Unique and ground breaking designs to give that sleek and modern look to any property.



Thirsk

IFV.67





# Interior Moulded Doors

Whether it is a traditional style or contemporary look you require, we have doors to suit your needs.

## 35mm Thick Door Leaf Sizes



864 x 1981 x 35mm	(2' 10" x 6' 6")
838 x 1981 x 35mm	(2' 9" x 6' 6")
762 x 1981 x 35mm	(2' 6" x 6' 6")
686 x 1981 x 35mm	(2' 3" x 6' 6")
610 x 1981 x 35mm	(2' 0" x 6' 6")
533 x 1981 x 35mm	(1' 9" x 6' 6")
457 x 1981 x 35mm	(1' 6" x 6' 6")

## 30min Fire Door Sizes, 44mm thick

864 x 1981 x 44mm	(2' 10" x 6' 6")
838 x 1981 x 44mm	(2' 9" x 6' 6")
762 x 1981 x 44mm	(2' 6" x 6' 6")
686 x 1981 x 44mm	(2' 3" x 6' 6")
610 x 1981 x 44mm	(2' 0" x 6' 6")
533 x 1981 x 44mm	(1' 9" x 6' 6")

Alternative sizes are available upon request.

Alternative Core types are available and include:

-  Standard Core
-  Semi Solid Core
-  Solid Core (selected sizes only)
-  30min Fire Door
-  60min Fire Door (selected sizes only)

\*for details of door construction see page 21

Most doors are covered by our Chain of Custody FSC® / PEFC scheme.

Ask for more details.




IFV.08 Ripon  
Grained



IFV.07 Elland  
Smooth



IFV.17 York  
Grained



IFV.30 Leyburn  
Smooth



IFV.02 Shipley  
Grained



IFV.56 Malham  
Smooth



Ever popular range of moulded deep embossed doors available in hollow core, fire rated and glazed options to match, see page 8



Ripon

IFV.08

# Technical Details

## Available Sizes:

457 x 1981	(1' 6" x 6' 6")
533 x 1981	(1' 9" x 6' 6")
610 x 1981	(2' 0" x 6' 6")
686 x 1981	(2' 3" x 6' 6")
762 x 1981	(2' 6" x 6' 6")
838 x 1981	(2' 9" x 6' 6")
864 x 1981*	(2' 10" x 6' 6")

## Door thickness:

Standard Doors	35mm thick
FD30 Fire Doors	44mm thick
FD60 Fire Doors	54mm thick

Metric sizes are available in some designs.

\* 864mm or wider doors are usually priced more than 838mm and under.

- 2-D hinges are not suitable for solid core and engineered non-fire doors due to weight exceeding strength limit of hinge\*.
- 3-D Hinges are required for fire doors FD30 and solid core doors.
- Ball-bearing hinges are required for fire doors FD60.

## MDF Lining Sets:

Double primed white MDF profiles available in a variety of widths to suit different wall thicknesses. Stop sets supplied loose to be fitted snug up to door.

## Structural Openings - Internal Doorkits

Imperial			non-fire = 35mm thick, FD30 = 44mm thick			
	Door	Lining	Fitting Tol	Sill Gap	Kit Width	Structural
1'9"	533	25	2	-	587	592
2'0"	610	25	2	-	664	669
2'3"	686	25	2	-	740	745
2'6"	762	25	2	-	816	821
2'9"	838	25	2	-	892	897
2'10"*	864	25	2	-	918	923
	Door	Lining	Fitting Tol	Sill Gap	Kit Height	Structural
6'6"	1981	25	2	20	2028	2033

35mm thick	44mm thick
Clear Opening	Clear Opening
485	476
562	553
638	629
714	705
790	781
816	807

Metric sizes are available.

## Interior Door Construction

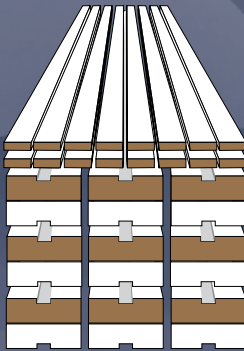
Our choice of internal door constructions vary depending on the door you select. We have included some of the popular options to help you choose the right specification for your requirements.



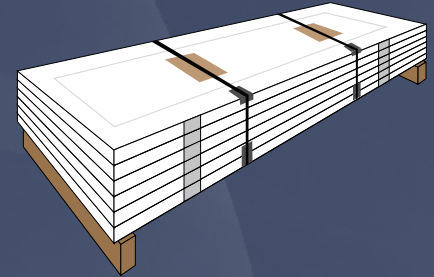


## Door Kit Packaging for Delivery

Linings packed in plot lots ready for dispatch.

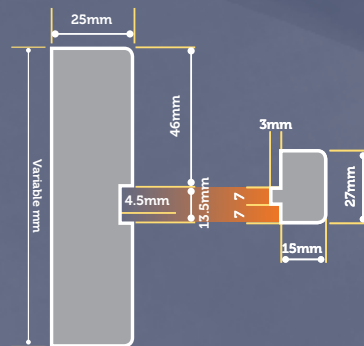


Eco-Pac box of hardware packed between doors.

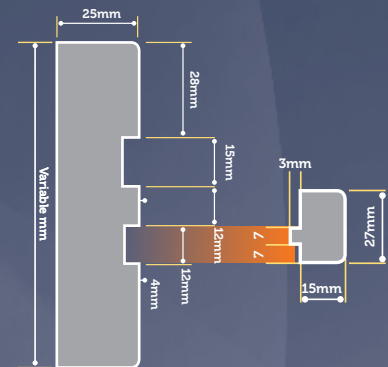


Door leaves prepared and packed ready.

## Standard Lining Components



## FD30 Firecheck Lining Components



## Patented *quickassemble* adjustable, snap-in hinge system

Hinge cradles are secured to the door frame with the corresponding hinge receivers fitted to the door leaf. Installation, or hanging of the door, is then carried out simply by 'snapping' the door receivers onto the hinge jamb. Once in place the relative door position can be adjusted to ensure an optimum fit within the doorframe.

- Vertical adjustment - allows the door to be moved up or down +/- 2.5mm (This feature only applies to 3D hinges)
- Horizontal adjustment - allows the door to be moved left or right +/- 2.5mm
- Lateral adjustment - allows the door to be moved in or out of the doorframe rebate +/- 2.5mm
- Suitable for: 34 and 44mm thick doors



Adjust the hinge: Horizontally, To move the door side to side.



Adjust the hinge: Laterally, To move the door in and out.



Adjust the hinge: Vertically, To move the door up or down. (3D only)

## Fitting in 3 easy steps



Fit heads to legs and fix into structural opening



Snap in the door leaf to the frame



Fit stops and architrave

# What Ian Firth can do for you...



## Hardware

Our door furniture cannot be beaten for quality and style.

To request a catalogue please call **01924 438 112**

Scan with your smartphone to view the range.



## Internal Doors

For the best choice of quality internal doors and doorsets.

To request a catalogue please call **01924 438 112**

Scan with your smartphone to view the range.



## External Doors

Composite external doorsets from traditional to contemporary.

To request a catalogue please call **01924 438 112**

Scan with your smartphone to view the range.



Let Ian Firth be your number one choice for all your door and hardware needs to remove the stress of completing your build.

# Can't see what you are looking for?



To ensure you don't miss any of our vast range, contact us using any of the details on the footer of each page. Alternatively, scan any of the QR codes to access our online versions of the featured documents.



## Environmental

Raise the Eco profile of your build with this range.

To request a catalogue please call **01924 438 112**

Scan with your smartphone to view the range.



## Building Products

Associated building products to finish your project with ease.

To request a catalogue please call **01924 438 112**

Scan with your smartphone to view the range.



## Range Guide

Your one stop shop for the full range.

To request a catalogue please call **01924 438 112**

Scan with your smartphone to view the range.



**Our range is huge so please send details of what you need and we shall try to fulfill your requirements!**





IAN FIRTH HARDWARE LIMITED:  
Lady Ann House, Shaw Cross Business Park, Dewsbury,  
West Yorkshire, WF12 7RD.

Phone: +44 (0)1924 438112

Fax: +44 (0)1924 438033

Company Registration No: 1590577.

12209 02/17 Designed by FCD 0845 6892015



Look for FSC® certified products.



012



012

