



[www.ianfirth.co.uk](http://www.ianfirth.co.uk)





**We at Ian Firth Hardware Ltd have been supplying house builders with ironmongery products for over 35 years during which time we have grown and evolved to suit changes in demands, legislation and technologies. However, even with state of the art processes and facilities we still offer a personal service:**

- ✓ Field Sales Representatives always on hand to meet customers at offices or on sites.
- ✓ Internal Sales Teams willing and able to deal with any queries.
- ✓ Qualified schedulers prepare quotations from customer's drawings ensuring the best specification for the project.
- ✓ Technical back up to ensure products meet certification and legislative requirements.
- ✓ Information frequently fed to customers regarding changes to regulations or standards that could affect our products.
- ✓ Bespoke design and sourcing of products to meet the needs of a particular project or design concept.
- ✓ After Sales Care.
- ✓ Customers are more than welcome to visit our premises in Dewsbury.

In addition we have a wide range of quality products across several ranges so we can offer customers the full package:

- ✓ External doorsets.
- ✓ Internal doors/door kits.
- ✓ Internal ironmongery.
- ✓ Eco Products such as rotary dryers, water butts and bird boxes.
- ✓ Loft doors, loft ladders and access panels.
- ✓ Sealants, fillers and adhesives.
- ✓ Ventilation products.
- ✓ Builder's metalwork.

Based in Dewsbury, West Yorkshire, we offer nationwide delivery service using mainly our own fleet of vehicles supplemented with third party carriers.




## The UK's No1 for door furniture



## Internal Door Brochure

Presenting our widest range yet of internal doors, from Traditional through 20th Century to ultra modern, we will have a style to suit your project design requirements.



IFX.04  
Messina Oak




IFX.06  
Portici Oak



IFX.03  
Ravenna Oak



IFX.24  
Messina Walnut



IFX.26  
Portici Walnut



IFX.23  
Ravenna  
Walnut


### Designer Interior Doors

Looking for something a little bit different?

We can offer this range of designer oak and walnut veneer doors.



IFP.01  
Scandinavian  
2 stile



IFP.02  
Mocha  
Horizontal



IFP.03  
Charcoal  
Grey 4 line



IFP.04  
Light Grey  
2 stile



IFP.05  
Black & Light  
Grey 2 stile



IFP.06  
4 Line Light  
Grey

### Portfolio Interior Doors

Bringing together cutting edge technology and an unrivalled collection of stylish finishes.



IFU.70  
Suffolk



IFU.83  
Shaker Panel



IFU.68  
Milano Solid



IFU.66  
Worcester



IFU.73P  
6 Panel



IFU.62  
1930's Shaker  
Oak

### Timber Interior Doors

A premium specification solid construction range of Oak veneered engineered doors.




IFU.89  
2 Stile Veneer  
Match Oak



IFU.94  
2 Stile Veneer  
Match Walnut



IFU.79  
White Oak  
Veneer



IFV.10  
Paint grade  
plus



IFV.10P  
Popular Paint  
Grade



IFV.52  
Oak foil

### Flush Doors

When a plain white door is required, or a minimalist timber effect is needed, we have a design to suit.



IFV.34  
Manitoba  
Chrome Bars



IFV.37  
Manhattan 6  
Light White  
Lead



IFV.11  
Cottage Etch



IFV.35  
Ontario  
Chrome Bars



IFV.38  
Manhattan 10  
light White  
Lead



IFV.12  
Aston



IFV.67  
Thirsk  
Grained



IFV.76  
Settle  
Smooth



IFV.77  
Austwick  
Smooth



IFV.41  
Silsden  
Smooth



IFV.53  
Riverside  
Smooth



IFV.14  
Shaker 4p



IFV.08  
Ripon  
Grained




IFV.07  
Elland  
Smooth




IFV.17  
York Grained



IFV.30  
Leyburn  
Smooth



IFV.02  
Shipley  
Grained



IFV.56  
Malham  
Smooth

### Moulded Doors

High specification glazed doors compliment the full range of standard moulded doors.



# Designer Interior Doors

Looking for something a little bit different? We can offer this range of designer oak and walnut veneer doors.



IFX.04 Messina Oak



IFX.06 Portici Oak



IFX.03 Ravenna Oak



## 35mm Thick Doorleaf Sizes

838 x 1981 x 35mm	(2' 9" x 6' 6")
762 x 1981 x 35mm	(2' 6" x 6' 6")
686 x 1981 x 35mm	(2' 3" x 6' 6")

## 30min Fire Door Sizes, 44mm thick

838 x 1981 x 44mm	(2' 9" x 6' 6")
762 x 1981 x 44mm	(2' 6" x 6' 6")

Alternative sizes are available upon request.

Alternative Core types are available and include:



Engineered Core\*



30min Fire Door  
(selected sizes only)

\*for details of door construction see page 21

Glazed doors available in limited sizes only.

Supplied pre-finished.



IFX.24 Messina  
Walnut



IFX.26 Portici  
Walnut



IFX.23 Ravenna  
Walnut



Any door from this range will act as a centrepiece, creating a sense of uniqueness to any living space.



**Messina Oak**

**IFX.04**

# Timber Interior Doors

A premium specification solid construction range of Oak veneered engineered doors.



IFU.70 Suffolk



IFU.83 Shaker Panel



IFU.68 Milano Solid

## 35mm Thick Doorleaf Sizes

838 x 1981 x 35mm	(2' 9" x 6' 6")
762 x 1981 x 35mm	(2' 6" x 6' 6")
686 x 1981 x 35mm	(2' 3" x 6' 6")
610 x 1981 x 35mm	(2' 0" x 6' 6")
533 x 1981 x 35mm	(1' 9" x 6' 6")
457 x 1981 x 35mm	(1' 6" x 6' 6")

## 30min Fire Door Sizes, 44mm thick

838 x 1981 x 44mm	(2' 9" x 6' 6")
762 x 1981 x 44mm	(2' 6" x 6' 6")
686 x 1981 x 44mm	(2' 3" x 6' 6")
610 x 1981 x 44mm	(2' 0" x 6' 6")

Alternative sizes are available upon request.

Alternative Core types are available and include:



Engineered Core\*



30min Fire Door

\*for details of door construction see page 21

Supplied unfinished for site decoration as standard, However some designs are available as fully finished.

Oak pairmakers available.



IFU.66 Worcester



IFU.73P 6 Panel



IFU.62 1930's  
Shaker Oak

Perfect for both new housing and refurbishment projects, these distinctive doors will be sure to stand out and create a buzz.



Suffolk

IFU.70





# Flush Doors

When a plain white door is required, or a minimilistic timber effect is needed, we have a design to suit.



IFU.89 2 Stile  
Veneer Match Oak



IFU.94 2 Stile  
Veneer Match Walnut



IFU.79  
White Oak Veneer

## 35mm Thick Doorleaf Sizes

838 x 1981 x 35mm	(2' 9" x 6' 6")
762 x 1981 x 35mm	(2' 6" x 6' 6")
686 x 1981 x 35mm	(2' 3" x 6' 6")
610 x 1981 x 35mm	(2' 0" x 6' 6")

## 30min Fire Door Sizes, 44mm thick

838 x 1981 x 44mm	(2' 9" x 6' 6")
762 x 1981 x 44mm	(2' 6" x 6' 6")
686 x 1981 x 44mm	(2' 3" x 6' 6")
610 x 1981 x 44mm	(2' 0" x 6' 6")

Alternative sizes are available upon request.

Alternative Core types are available  
See the key at the foot of the page:


Supplied finished.

Most doors are covered by our Chain of Custody FSC® / PEFC scheme.


Ask for more details.

-  Standard Core
-  Solid Core\*
-  30min Fire Door
-  60min Fire Door  
(selected sizes only)

\*for details of door construction see page 21



IFV.10 Paint  
grade plus



IFV.10P Popular  
Paint Grade



IFV.52 Oak foil



Finest quality real wood veneers create an exclusive look for when a touch of luxury is required.



**2 Stile Veneer  
Match Oak**

**IFU.89**



# Premium Moulded Doors

For today's modern designs and minimalistic interiors we offer this range of Premium Moulded Doors.

## 35mm Thick Doorleaf Sizes



864 x 1981 x 35mm	(2' 10" x 6' 6")
838 x 1981 x 35mm	(2' 9" x 6' 6")
762 x 1981 x 35mm	(2' 6" x 6' 6")
686 x 1981 x 35mm	(2' 3" x 6' 6")
610 x 1981 x 35mm	(2' 0" x 6' 6")
533 x 1981 x 35mm	(1' 9" x 6' 6")
457 x 1981 x 35mm	(1' 6" x 6' 6")

## 30min Fire Door Sizes, 44mm thick

864 x 1981 x 44mm	(2' 10" x 6' 6")
838 x 1981 x 44mm	(2' 9" x 6' 6")
762 x 1981 x 44mm	(2' 6" x 6' 6")
711 x 1981 x 44mm	(2' 4" x 6' 6")
686 x 1981 x 44mm	(2' 3" x 6' 6")
610 x 1981 x 44mm	(2' 0" x 6' 6")

Alternative sizes are available upon request.


Alternative Core types are available and include:

-  Standard Core
-  Semi Solid Core
-  Solid Core (selected sizes only)
-  30min Fire Door
-  60min Fire Door (selected sizes only)

\*for details of door construction see page 21

Most doors are covered by our Chain of Custody FSC® / PEFC scheme.


Ask for more details.




IFV.67 Thirsk  
Grained



IFV.76 Settle  
Smooth



IFV.77 Austwick  
Smooth



IFV.41 Silsden  
Smooth



IFV.53 Riverside  
Smooth



IFV.14 Shaker 4p



Unique and ground breaking designs to give that sleek and modern look to any property.



Thirsk

IFV.67





# Interior Moulded Doors

Whether it is a traditional style or contemporary look you require, we have doors to suit your needs.

## 35mm Thick Door Leaf Sizes

864 x 1981 x 35mm	(2' 10" x 6' 6")
838 x 1981 x 35mm	(2' 9" x 6' 6")
762 x 1981 x 35mm	(2' 6" x 6' 6")
686 x 1981 x 35mm	(2' 3" x 6' 6")
610 x 1981 x 35mm	(2' 0" x 6' 6")
533 x 1981 x 35mm	(1' 9" x 6' 6")
457 x 1981 x 35mm	(1' 6" x 6' 6")

## 30min Fire Door Sizes, 44mm thick

864 x 1981 x 44mm	(2' 10" x 6' 6")
838 x 1981 x 44mm	(2' 9" x 6' 6")
762 x 1981 x 44mm	(2' 6" x 6' 6")
686 x 1981 x 44mm	(2' 3" x 6' 6")
610 x 1981 x 44mm	(2' 0" x 6' 6")
533 x 1981 x 44mm	(1' 9" x 6' 6")

Alternative sizes are available upon request.

Alternative Core types are available and include:

-  Standard Core
-  Semi Solid Core
-  Solid Core (selected sizes only)
-  30min Fire Door
-  60min Fire Door (selected sizes only)

\*for details of door construction see page 21

Most doors are covered by our Chain of Custody FSC® / PEFC scheme.

Ask for more details.




IFV.08 Ripon  
Grained



IFV.07 Elland  
Smooth



IFV.17 York  
Grained



IFV.30 Leyburn  
Smooth



IFV.02 Shipley  
Grained



IFV.56 Malham  
Smooth



Ever popular range of moulded deep embossed doors available in hollow core, fire rated and glazed options to match, see page 8



Ripon

IFV.08

# Technical Details

## Available Sizes:

457 x 1981	(1' 6" x 6' 6")
533 x 1981	(1' 9" x 6' 6")
610 x 1981	(2' 0" x 6' 6")
686 x 1981	(2' 3" x 6' 6")
762 x 1981	(2' 6" x 6' 6")
838 x 1981	(2' 9" x 6' 6")
864 x 1981*	(2' 10" x 6' 6")

## Door thickness:

Standard Doors	35mm thick
FD30 Fire Doors	44mm thick
FD60 Fire Doors	54mm thick

Metric sizes are available in some designs.

\* 864mm or wider doors are usually priced more than 838mm and under.

- 2-D hinges are not suitable for solid core and engineered non-fire doors due to weight exceeding strength limit of hinge\*.
- 3-D Hinges are required for fire doors FD30 and solid core doors.
- Ball-bearing hinges are required for fire doors FD60.

## MDF Lining Sets:

Double primed white MDF profiles available in a variety of widths to suit different wall thicknesses. Stop sets supplied loose to be fitted snug up to door.

## Structural Openings - Internal Doorkits

Imperial			non-fire = 35mm thick, FD30 = 44mm thick			
	Door	Lining	Fitting Tol	Sill Gap	Kit Width	Structural
1'9"	533	25	2	-	587	592
2'0"	610	25	2	-	664	669
2'3"	686	25	2	-	740	745
2'6"	762	25	2	-	816	821
2'9"	838	25	2	-	892	897
2'10"*	864	25	2	-	918	923
	Door	Lining	Fitting Tol	Sill Gap	Kit Height	Structural
6'6"	1981	25	2	20	2028	2033

35mm thick	44mm thick
Clear Opening	Clear Opening
485	476
562	553
638	629
714	705
790	781
816	807

Metric sizes are available.

## Interior Door Construction

Our choice of internal door constructions vary depending on the door you select. We have included some of the popular options to help you choose the right specification for your requirements.





# What Ian Firth can do for you...



## Hardware

Our door furniture cannot be beaten for quality and style.

To request a catalogue please call **01924 438 112**

Scan with your smartphone to view the range.



## Internal Doors

For the best choice of quality internal doors and doorsets.

To request a catalogue please call **01924 438 112**

Scan with your smartphone to view the range.



## External Doors

Composite external doorsets from traditional to contemporary.

To request a catalogue please call **01924 438 112**

Scan with your smartphone to view the range.



Let Ian Firth be your number one choice for all your door and hardware needs to remove the stress of completing your build.

## Can't see what you are looking for?



To ensure you don't miss any of our vast range, contact us using any of the details on the footer of each page. Alternatively, scan any of the QR codes to access our online versions of the featured documents.



## Environmental

Raise the Eco profile of your build with this range.

To request a catalogue please call **01924 438 112**

Scan with your smartphone to view the range.



## Building Products

Associated building products to finish your project with ease.

To request a catalogue please call **01924 438 112**

Scan with your smartphone to view the range.



## Range Guide

Your one stop shop for the full range.

To request a catalogue please call **01924 438 112**

Scan with your smartphone to view the range.



**Our range is huge so please send details of what you need and we shall try to fulfill your requirements!**



IAN FIRTH HARDWARE LIMITED:  
Lady Ann House, Shaw Cross Business Park, Dewsbury,  
West Yorkshire, WF12 7RD.

Phone: +44 (0)1924 438112

Fax: +44 (0)1924 438033

Company Registration No: 1590577.

12209 02/17 Designed by FCD 0845 6892015



Look for FSC® certified products.



012



012

